



## In Ground Vinyl Step Measuring Form

**Name:** \_\_\_\_\_

**Address:** \_\_\_\_\_

**City:** \_\_\_\_\_ **State/Prov:** \_\_\_\_\_ **Zip/Postal Code:** \_\_\_\_\_

**Phone:** Home (\_\_\_\_) \_\_\_\_\_ Work (\_\_\_\_) \_\_\_\_\_

**Fax:** (\_\_\_\_) \_\_\_\_\_ **Email** \_\_\_\_\_

**A Back Corners: If non-square measure the distance from 1 to 2**

Square

Radius Size: \_\_\_\_\_ in.

Cut Size: \_\_\_\_\_ in.

**B Recess Corner: If non-square measure the distance from 1 to 2**

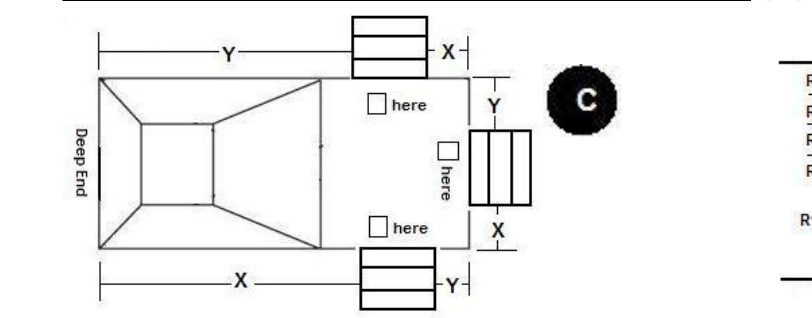
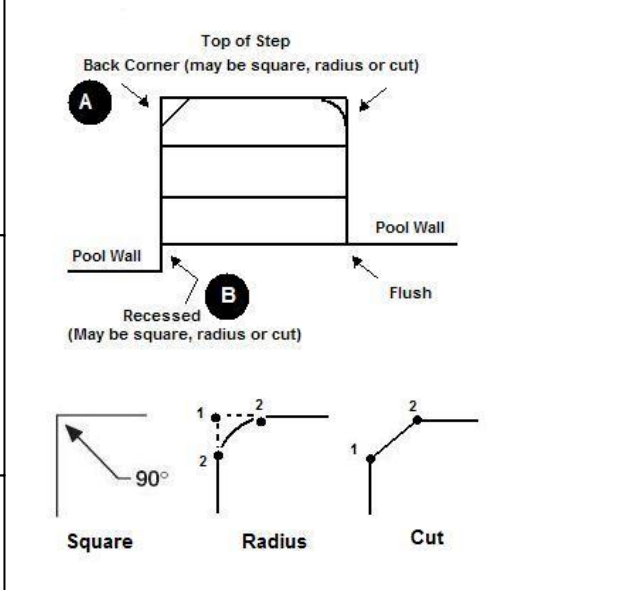
Square

Radius Size: \_\_\_\_\_ in.

Cut Size: \_\_\_\_\_ in.

**C Step Location: Measure X and Y. Check the location box that applies.**

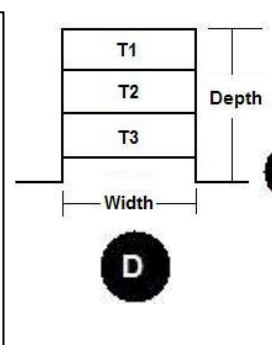
X: \_\_\_ ft \_\_\_ in Y: \_\_\_ ft \_\_\_ in



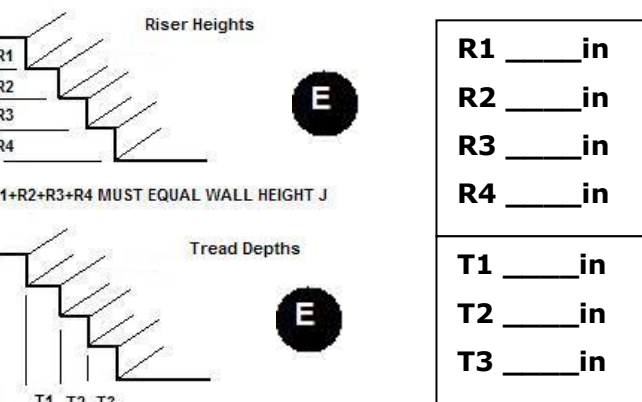
**D Depth and Width: Measure the total step width and depth. Note that the depth includes the recess.**

Depth \_\_\_\_\_ in

Width \_\_\_\_\_ in



**E Riser and Treads: Measure the riser heights and tread depths.**



**F Do you need loops for rods to secure the steps?**

Yes

No

**Take all measurements to the nearest 1/4"**